

**USB contactless card reader
User manual**



LOGO

www.paragon-id.com

USER MANUAL	RDR608-I
USB contactless reader	

1 INTRODUCTION

Thank you for purchasing and/or using this USB reader for contactless cards, developed by Paragon-ID.

Refer to this manual for instructions about **LoGO** connection to your computer, and driver installation.

For applicative uses, please refer to the instructions delivered by your service supplier.

2 READER DESCRIPTION

The **LoGO** reader is a high speed, low cost, multi-standard and multi-application USB contactless reader.

2.1 Characteristics

The **LoGO** contactless reader has the following features:

- Compliant with the USB 2.0 specification
- Full-speed USB data transfer rates of up to 12Mbit/sec
- USB powered (300mA) (Host USB port, or powered USB Hub only)
- Easy Plug and Play installation
- For Windows® XP/ Vista / 7 / 8 / 10
- PC/SC WHQL driver
- Supports multiple types of memory and microcontroller contactless cards. ISO 14443 A/B/B' Innovatron [®] /Felica

 certified,  part 15 compliant.



2.2 Unpacking and inspection

Unitary package includes the **LoGO** reader, and this user manual.

Required drivers and software utilities can be downloaded on the Paragon-ID website.

<https://paragon-id.com/en/content/technical-support>

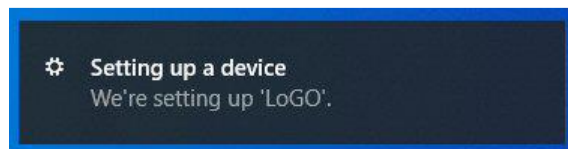
USER MANUAL	RDR608-I
USB contactless reader	

3 DRIVER INSTALLATION

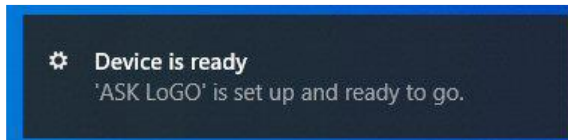
The **LoGO** reader must be connected to a USB2.0 or USB3.0 port of a computer, preferably connected to the internet to avoid manual installation.

LoGO USB drivers are WHQL certified, and driver’s auto installation will usually be provided through “Windows Update”.

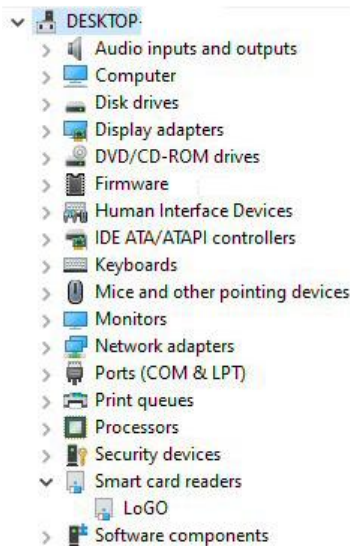
Connect the reader to the desired USB port. Windows will detect it, and installation will automatically begin.



The following message will be displayed at the installation end.

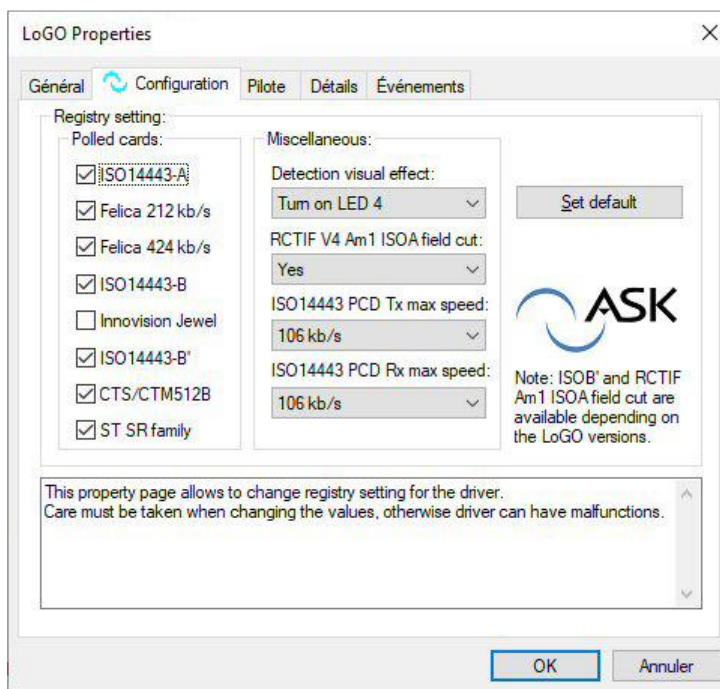


A green led then lights up on the reader



The **LoGO** reader is visible in the Windows Device Manager.

The **LoGO** driver is configured by default for optimal use of the reader. However, for specific uses, the driver configuration allows the modification of parameters.



4 HOW TO USE THE READER

4.1 Contactless operation

The card must be placed as shown on the **LoGO** reader.



4.2 Cleaning

To clean, simply wipe with a dry cloth. Prefer microfiber cloth to avoid scratches. Do not project liquid directly on the reader. Abrasive or soling products are prohibited.

5 WARRANTY

Paragon-ID warrants this hardware product against defects in materials and workmanship under normal use for a 1-year period from the date of retail purchase by the original end-user. A Return Materials Authorization (RMA) number is required for all returns. Any return without an RMA number will be returned to the customer unopened.

If the reader is supplied to end-users through a third-party distributor or operator, please contact this third party first to obtain adequate software support dedicated to your application, and for applicable warranty conditions.