



- Development kit content
- Open reader functionalities & description
- Software and driver installation
- Media content (file archive)

- 1 coupler Open/2500 + USB cable + 6-pin to 2-pin adapter + power supply
- 1 Security Application Module (SAM C1) with test keys (KVC02)
- 1 Security Application Module (Mifare NXP SAM<sup>®</sup> AV2) with test keys (DevKit)
- 2 Calypso CD97<sup>®</sup>, 2 Calypso CLAP<sup>®</sup>, 2 Calypso Basic<sup>®</sup> with test keys (KVC02)
- 2 Mifare Classic<sup>®</sup>, 2 Mifare Plus<sup>®</sup>, 2 Mifare DESFire<sup>®</sup>
- 6 C.ticket<sup>®</sup>: 2 ST25TB-ASK, 2 ST25TB512-AT, 2 Mifare Ultralight<sup>®</sup>
- 1 file archive (to download) containing drivers, applications, libraries and documentation
- 1 FDC102 Field Detector Card

# Development kit content

Open/2500




6-pin to 2-pin adapter



Power supply



SAMs



USB cable



Drivers, Applications, Libraries & Documentation from Internet

C.tickets®



Cards



FDC102

- ISO 14443 A/B/B', ISO18092
- Cryptographic security with 4 SAM slots + Mifare® ASIC
- 4 x SAM slots: ISO7816 PPS + HSP Innovatron
- Calypso compliant
- CEN/TS 16794, RCTIF5 compliant
- EMV Level 1 compliant
- RS232, USB Device, USB Host, Ethernet, I/Os (2 inputs & 2 outputs, isolated)
- 5 programmable LEDs, 1 buzzer + connector for external loudspeaker


Front view

Rear view



4 circular LED sets

1 central LED



4 SAM slots

Power Supply

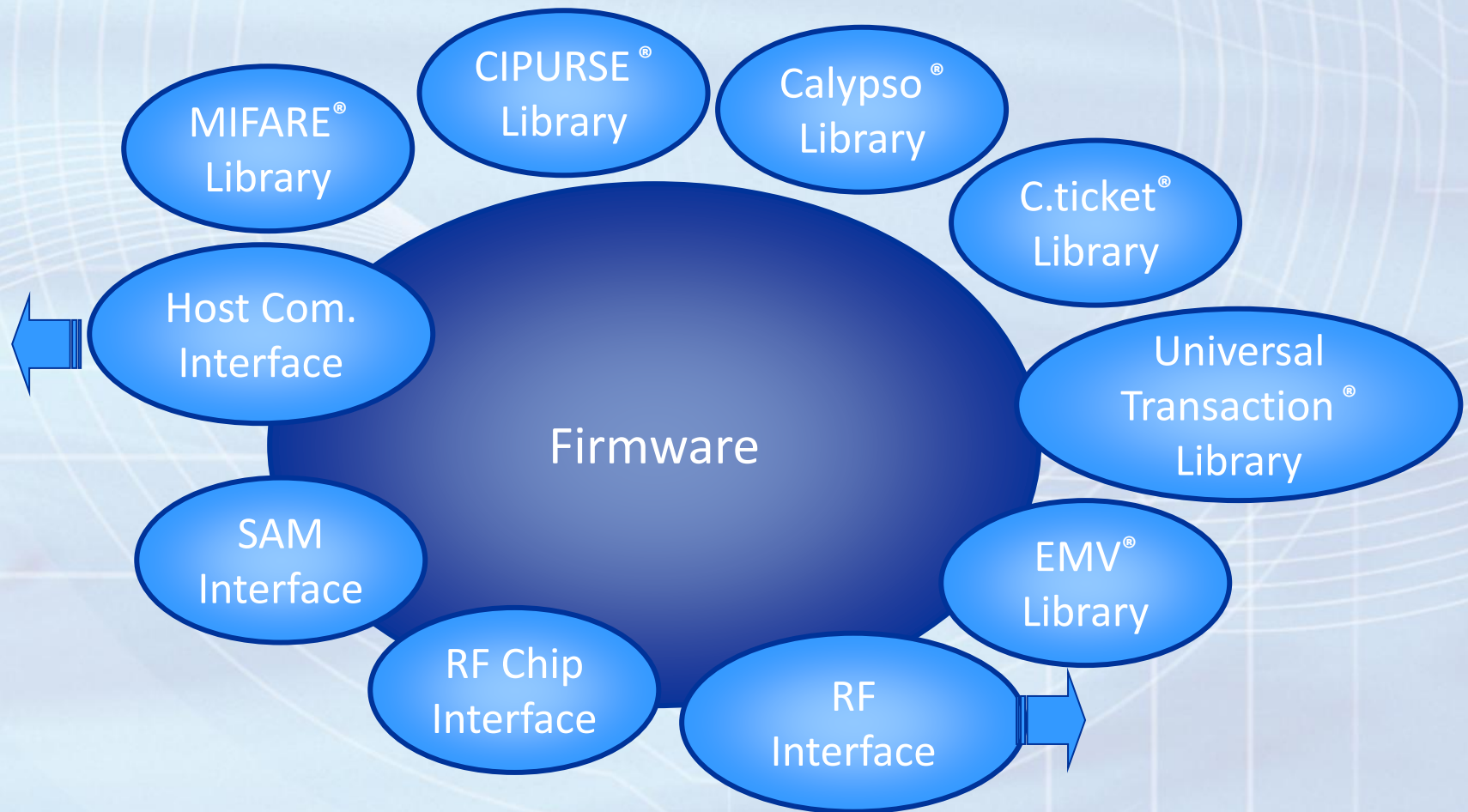
RS232

Ethernet

I/Os

USB Device

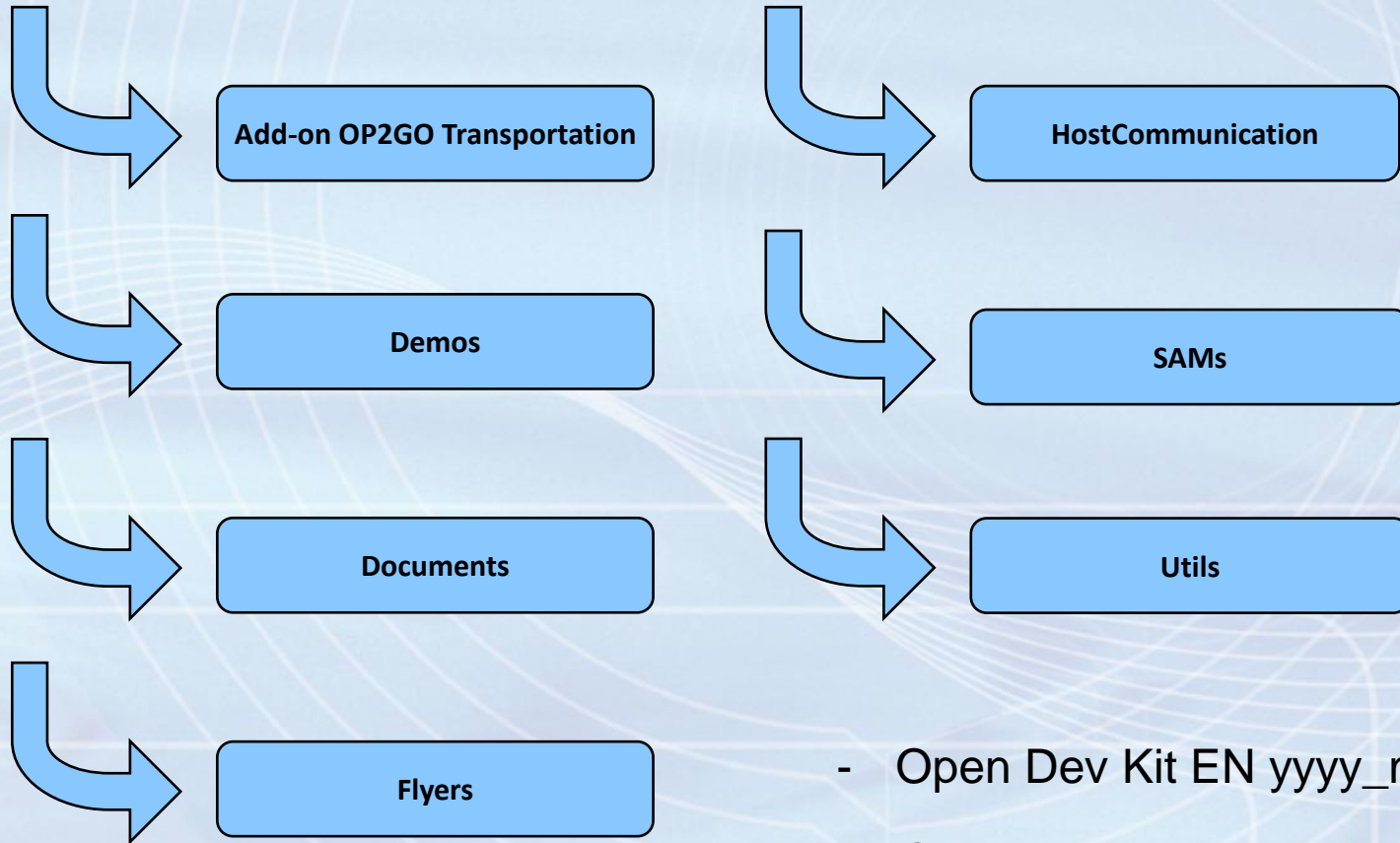
USB Host



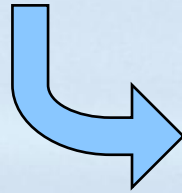
- Download the file archive from the provided web link.
- Unzip the file archive to desired medium/directory.
- Some applications and tools require standard “Setup” (see “RD-MU-19040\_10\_Evaluation applications user manual.pdf)



- Use the Windows standard way, through the Device Manager or use the provided installers (see “Drivers” directory)




- Open Dev Kit EN yyyy\_mm.pdf
- Open Dev Kit FR yyyy\_mm.pdf
- History.txt

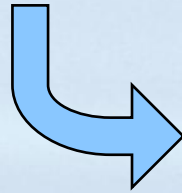


## Add-on OP2GO Transportation

- Add-on components (binaries application and library loaded in Open)
- Interface selection components (USB, PCL over USB, RS232, Ethernet)
- Transportation protocol documentation
- Host PCL sample




- User manual of the evaluation applications
- Polling: card detection and identification
- CTx512B evaluation application
- Calypso Demo: transport and e-purse

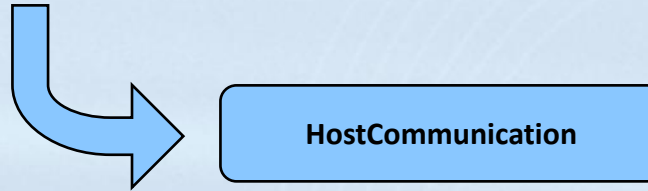


## Documents


- Cards user manuals (CD97, GTML, GTML2, CTS512, Mifare UL...)
- Coupler software interface: transportation protocol
- FDC102 manuals
- Technical specifications & integration guide



- Ingenico OP2GO, Open/1500, Open/2500
- Paragon ID hardware products
- Paragon ID website shortcuts




- ASKCSC library
  - Application Programming Interface (API)
  - Distributed as binaries and full source code (Windows, Linux & macOS)
  - Low level functions: coupler communication, card handling, SAM operation, LEDs.
  - Calypso and Mifare® high level functions (Classic, Ultralight, Ultralight C, Ultralight EV1, Plus & DESFire)
- Ingenico USB CDC driver
- Ingenico PCL Add-on for Windows, Android and iOS




- SAM C1 mapping for development kit
- SAM AV2 mapping for development kit
- SAMAV2InitDevKit: initializes the SAM with mapping for Dev Kit





- Ingenico Local Loading Tool (LLT): manage Open readers locally
  - Windows, Linux and macOS utility
  - Data and files exchange between host and 'Open' readers
  - Access to the terminal content and details.
  - Update 'Open' reader components and functionalities  
(for remote update and management, see Ingenico 'TMS' and 'Estate Manager')



- Monitor utility
  - ▶ Windows utility
  - ▶ Communication with couplers
  - ▶ Low level communication handling
  - ▶ Send and Receive functions
  - ▶ SAM and cards communication
  - ▶ High level commands with reduced script capabilities

Copyright 1997-2023 PARAGON ID

This document may not be shared with a third party without written authorization from a person approved by PARAGON ID.

Web: <https://www.paragon-id.com>

Support: <https://paragon-id.com/en/content/technical-support>